



Xceed®

Pre-Engineered & Custom
Reach -In & Roll-In Chambers
with Optimal Airflow Options



**PATENTED
TECHNOLOGY**




Stand the test of time.

www.weiss-na.com

Air Flow Options



FBA
Front-to-Back
Air Flow



FBAR
Front-to-Back
with Reversible
Air Flow



Built To Your Exact Testing Specifications


The Xceed® Custom Reach-In Series is the environmental test chamber from Weiss Technik offering unlimited options. Designed, engineered, and built to your specifications, the Xceed Series offers flexible temperature and humidity ranges, sizes to meet your exact testing requirement and options to provide unmatched product testing applications.

Features:


- Customized to your specifications
- Fast change rates
- Higher airflow rates - more efficient testing
- Multiple airflow options
- Roll-in style floors available for safe & easy loading/unloading




STANDARD
Rear-Wall Air Flow



AGREE
Ceiling Plenum
Style Airflow



HAF
Horizontal Air Flow



VAF
Vertical Air Flow



ECA
Remote Air Flow



WEBSseason® Precise Adjustable
Touchscreen Controller



Tight Seal Double Gasket



Easy Roll-In Ramp available for
Temperature Chambers



Intelligent Design

Technical Data

Model Number		ET / EH40	ET / EH64	FBA140	FBA210	HAF32	VAF8
Airflow		Rear-Wall		Front-to-Back		Horizontal	Vertical
Test Space Volume	Cubic Feet / Liters	40 / 1132	64 / 1812	140 / 3964	210 / 5946	32/906	8/227
Test Space Dimensions	Width	40" (1016mm)	48" (1219mm)	48" (1219mm)	60" (1524mm)	26" (660mm)	36.25" (921mm)
	Depth	40" (1016mm)	48" (1219mm)	60" (1524mm)	72" (1829mm)	30" (762mm)	27" (686mm)
	Height	44" (1118mm)	48" (1219mm)	84" (2134mm)	84" (2134mm)	70" (1778mm)	30" (762mm)
Exterior Dimensions	Width	78" (1981mm)	78" (1981mm)	100" (2540mm)	112" (2845mm)	90" (2286mm)	60" (1524mm)
	Depth	122" (3099mm)	108" (2743mm)	112" (2845mm)	119" (3023mm)	90" (2286mm)	74" (1880mm)
	Height	98" (2489mm)	98" (2489mm)	94" (2388mm)	94" (2388mm)	110" (2794mm)	101" (2566mm)
Temperature Change Rate	Heating Rate	Up to 23°C/min ¹	Up to 21°C/min ¹	Up to 6°C/min ²	Up to 5°C/min ²	up to 25°C/min	up to 10°C/min
	Cooling Rate	Up to 23°C/min ¹	Up to 21°C/min ¹	Up to 7°C/min ²	Up to 6°C/min ²	up to 25°C/min	up to 10°C/min
Temperature Range	Minimum	-70°C (-94°F)		-70°C (-94°F)		-70°C (-94°F)	-70°C (-94°F)
	Maximum	+180°C (+356°F)		+100°C (+212°F)		+100°C (+212°F)	+180°C (+356°F)
Humidity Range ³		20%RH to 98%RH (EH Models)		-		-	-

Notes:

Performances are based on laboratory conditions at +24°C, 60 Hz, with cooling water inlet temperature and flow rate according to requirements. Performances at 50 Hz may vary.

Please consult with your local Sales Representative if your conditions vary.

Temperature ramp rates are average, not linear rates of change

¹ Heating and cooling rates between +85°C and -40°C in a temperature only empty chamber; measured at the supply air

² Heating and cooling rates between +55°C and -5°C with 1000 lb aluminum & 15KW; measured at the supply air

³ Humidity is only applicable to EH models

Custom sizes available

Reliable Controls & Software – Get the best out of your testing



Program, Control & Monitor

- From anywhere on the globe
- Access from any device
- Precise controls
- Easy Touchscreen Control
- Real time multi-user, multi-language interface



For Optimum Operation

- Up to 99 systems can be controlled
- Store measured data
- Easily manage programs for production sequences and tests
- Control test sequences



time labs

Never Miss a Moment

- View measured data and images simultaneously
- Compatible with any camera
- Data-protected documentation
- Easy installation & operation

LEEF® Top Performance with Accurate Results

LEEF Technology provides unmatched performance in your testing requirements.

With the patented technology, LEEF offers features that allow for:

- Up to 40% Energy Savings
- Accurate Control of Set Point
- Precise Testing Results
- Reduced CO2 Emissions
- LOW GWP (Global Warming Potential) – R-449A Refrigerant



LEEF - Leading Energy Efficiency Footprint

Learn more about all the benefits of LEEF Technology. See our Video, White Paper and Product Flyer at www.weiss-na.com

Service

Worldwide Service

**24/7 Service Support Helpline:
1-800-361-6731**

Weiss Technik products are backed by our 24/7 global factory trained service department. With over 400 service technicians located throughout the globe, we can offer our customers a wide variety of services, including the following:

- 24/7 Service Helpline
- Emergency Service
- Instrumentation Upgrades
- Equipment Relocation
- Equipment Modifications
- Equipment Start-up
- Instrument Calibration
- Preventative Maintenance
- Refrigerant Modification
- Replacement and Spare Parts
- Training and Technical Support



Quality

Weiss Technik helps make the task of compliance with the QS9000 3rd Edition Calibration Mandate much simpler. There is no need for you to take the time to actively seek an accredited laboratory.

Weiss Technik, certified ISO9001 in 1997, can provide the latest required ISO/IEC 17025 (A2LA accredited) calibration services at your facility. These services meet 17025 requirements and ensure that your company is in compliance with the most recent changes in the QS9000 3rd Edition mandate.

Please see our website for a copy of our:

- **Certificate of Accreditation**
- **Calibration Scope of Accreditation**

Weiss Technik North America, Inc.

3881 N. Greenbrooke Dr. SE

Grand Rapids, MI 49512 USA

(616) 554-5020 • Fax: (616) 554-5021

www.weiss-na.com

24/7 Service Support Helpline: 1-800-361-6731

Global Partner for Environmental Test Chambers

Join Us **LinkedIn**

Stand the test of time.



Weiss Technik North America, Inc. Calibration Services are accredited by A2LA to ISO/IEC 17025



Weiss Technik North America, Inc. Quality System is registered to ISO9001:2015