



**QUICK  
DELIVERY**



**PATENT  
PENDING  
TECHNOLOGY**

# Xcel<sup>®</sup> Converto™

FAST CHANGE RATE  
TEMPERATURE & HUMIDITY TEST CHAMBERS  
The Chamber Series that Adapts to your Testing Requirements

Flexibility • Efficiency • Connectivity

Converto™



WEB Season<sup>®</sup>



## Fast Change Rate Chambers in a Compact Design

The Xcel Series temperature and humidity chamber from Weiss Technik provides fast change rates and accurate testing in a compact design for your specific testing requirements. Through intelligent engineering, design flexibility and a broad temperature range, Xcel will give you lasting durability. Xcel includes standard features and optional accessories that allow for precise, reliable product testing.

### Features:

- Reliable fast change rate chamber
- Robust Heating & Cooling systems allow for optimum performance
- Designed to hold higher live loads
- Small footprint - allows access through industrial size personnel door
- Stress screening capabilities
- Up to 800 CFM air flow
- User Friendly heavy duty adjustable casters

Many additional options available

## Converto™

### Flexible • Modular

Converto™ from Weiss Technik offers complete flexibility in your testing. With the modular design, you select the test space size and mechanical/machine pack size that best fit your application. Easy and quick changeover saves you time and money. With multiple pre-engineered and custom sizes to choose from, the configurations are endless.



**Converto™** - Flexibility, time and money savings and ease of use makes it the right choice for all of your testing requirements.



# LEEF™

## Top Performance with Accurate Results

With LEEF™ Technology inside, Xcel provides unmatched performance in your testing requirements. With the patent-pending technology, LEEF offers features that allow for:

- Up to 40% Energy Savings
- Accurate Controls
- Precise Testing Results
- Reduced CO<sub>2</sub> Emissions

LEEF - Leading Energy Efficiency Footprint



## WEB Season®

## WEBSeason® - Program, Control and Monitor your testing - From anywhere around the globe

More comfort and better usability with WEBSeason®.

- Access from any Device
- Precise Controls
- Easy Touchscreen Control
- Real time multi-user, multi-language interface



# Xcel Converto

## Interchangeable - Modular Design

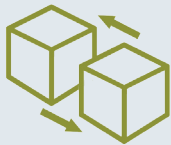
Xcel Converto allows the user to choose the optimum test space and mechanical/machine pack for their testing application.

With three different test space options available, Xcel Converto allows for greater testing options. Convenient test set-up, quick changes, and ease of mobility gives unmatched testing flexibility.



### Increased Productivity

- Higher throughput
- Reduced test set up time



### Flexible/Modular Design



### Test Space Lighting

- Long life halogen bulb
- Bright chamber illumination



### Quiet Operation

- Ideal for laboratory testing



CX40



CX20



CX60

# Providing Unlimited Options for Your Testing Applications




System D

Xcel Converto offers the user the options that best fit their testing requirements.

Want to change your test performance? No problem with Xcel Converto. You are in total control. No need for two separate test chambers.

The two different mechanical/machine packs help you select the heating and cooling rate that best fits your requirements.



System G



**High Efficiency/  
Energy Savings**



**Easy Operation**

- Precise Touchscreen Controller

WEB Season®

# Performance & Design Features

Xcel Converto™ offers many standard and optional features that provide the best performance for your testing application.



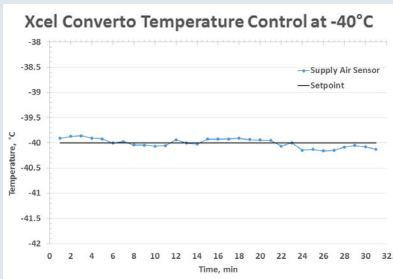
Modular/Mobile Design



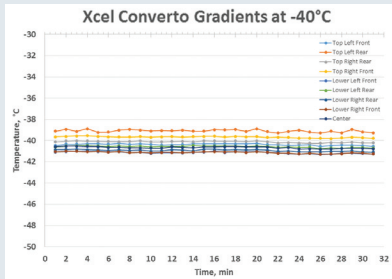
Touchscreen Controller



Energy Savings



Control Accuracy



Precise Gradients



Adjustable Double Deflection Grill for Optimum Airflow



Keyed Door Lock



Double Gasket Seal



Adjustable Heavy Duty Leveling Casters

# Impressive technology. Reliable results.

The performance data at a glance:



Xcel Converto			CX20	CX40	CX60
Test Space Volume		Cubic Feet / Liters	20.4 / 577	40.7 / 1154	61.1 / 1730
Test Space Dimensions		Width	40" (1016 mm)	40" (1016 mm)	40" (1016 mm)
		Depth	20" (508 mm)	40" (1016 mm)	60" (1524 mm)
		Height	44" (1118 mm)	44" (1118 mm)	44" (1118 mm)
Assembled Dimensions <sup>1</sup>		Width	53" (1346 mm)	53" (1346 mm)	53" (1346 mm)
		Depth	82" (2083 mm)	102" (2591 mm)	122" (3100 mm)
		Height	87" (2210 mm)	87" (2210 mm)	87" (2210 mm)
Temperature Change Rate <sup>2</sup>	System D	Heating	16°C/min	14°C/min	12°C/min
		Cooling	14°C/min	12°C/min	10°C/min
	System G	Heating	22°C/min	20°C/min	18°C/min
		Cooling	21°C/min	19°C/min	17°C/min
Temperature Range <sup>3</sup>			-73°C to +180°C		
Humidity Range <sup>4</sup>			5% RH to 98% RH		
Dry Bulb Range			+5°C to +95°C		
Dew Point Range			+4.5°C to +90°C		
Input Power <sup>5</sup>			480V, 3ph, 60Hz		
Refrigeration			Water Cooled		

<sup>1</sup> Assembled dimensions are the overall dimensions of the Test Chamber + Machine Pack.

<sup>2</sup> Heating and cooling rates between +85°C and -40°C in an empty chamber, measured at the supply air. Temperature ramp rates are average not linear rates of change.

<sup>3</sup> Performance is based on laboratory conditions at +24°C with cooling water inlet temperature and flow according to requirements; 60 Hz electrical service, performance at 50 Hz may vary.

<sup>4</sup> Humidity control requires humidity control option.

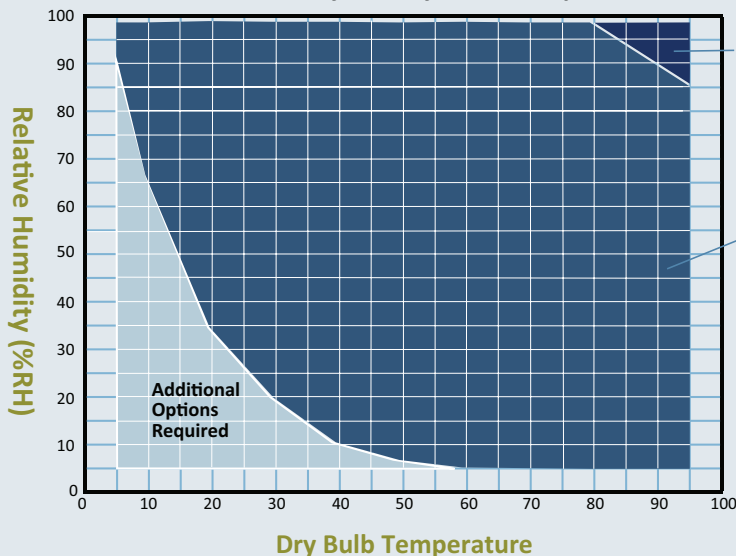
<sup>5</sup> Other Input Power options available.

All dimensions are approximate.

Extension module may be purchased for greater test space volume.

**Custom sizes available**

**Relative Humidity vs. Dry Bulb Temperature**



**Extended Humidity Range**  
Optional equipment may be needed.  
Please consult your account manager.

**Xcel Converto  
Humidity Range**

# Worldwide Service

**24/7 Service Support Helpline:  
1-800-361-6731**

Weiss Technik products are backed by our 24/7 global factory trained service department. With over 400 service technicians located throughout the globe, we can offer our customers a wide variety of services, including the following:

- > 24/7 Service Helpline
- > Emergency Service
- > Instrumentation Upgrades
- > Equipment Relocation
- > Equipment Modifications
- > Equipment Start-up
- > Instrument Calibration
- > Preventative Maintenance
- > Refrigerant Modification
- > Replacement and Spare Parts
- > Training and Technical Support



# Quality

Weiss Technik helps make the task of compliance with the QS9000 3rd Edition Calibration Mandate much simpler. There is no need for you to take the time to actively seek an accredited laboratory.

Weiss Technik, certified ISO9001 in 1997, can provide the latest required ISO/IEC 17025 (A2LA accredited) calibration services at your facility. These services meet 17025 requirements and ensure that your company is in compliance with the most recent changes in the QS9000 3rd Edition mandate.

Please contact us for a copy of our Certificate of Accreditation and a copy of our Calibration Scope of Accreditation.

**Weiss Technik North America, Inc.**  
3881 N. Greenbrooke Dr. SE  
Grand Rapids, MI 49512 USA  
(616) 554-5020 • Fax: (616) 554-5021  
www.weiss-na.com  
24/7 Service Support Helpline: 1-800-361-6731

Join Us **LinkedIn**

Global Partner for Environmental Test Chambers



Weiss Technik North America, Inc. Calibration Services are accredited by A2LA to ISO/IEC 17025



Weiss Technik North America, Inc. Quality System is registered to ISO9001:2015